

MAGNETOS



Model Interpretation

Prefix


- K Lightweight unit.
- KN 45 mm. spindle height.
- KNR Special version of 'KN' magneto for racing.
- N 35 mm. spindle height.
- NC Special version of 'N' magneto for competition purposes.
- NR Special version of 'N' magneto for racing.
- SR Lightweight unit, rotating magnet type.
- SRR Special version of 'SR' for racing.

Prefix

- 1 Single cylinder.
- 2 Twin cylinder.
- V V Twin.

Suffix

- F Flange mounting.
- C Competition type.
- R Racing type.
- L Used with 'KN1', 'KN2' and 'NI' Models where ring type cam is fitted.




For detailed spare parts, see pages G11-G21

Model Reference

Model	Ordering No.	Model	Ordering No.	Model	Ordering No.	Model	Ordering No.
K1F	42133	K2F	42344	KNR1	42157	NI	454116
K1F	42182	K2FC	42350	KNR1	457276	NI	454118
K1F	42183	K2FC	42368	KNV	42052	NC1	42347
K1F	42265	K2FR	42206	KNV	454919	NR1	42179
K1FC	42346	K2FR	42324	KNV	454920	SR1	42281
K1FR	42190	KN1	42040	KNV	454927	SR1	42283
K2F	42180	KN1	454506	KNV	455090	SR1	42293
K2F	42230	KN1L	42128	KVF	42134	SR2	42364
K2F	42248	KNC1	42348	NI	42018	SRR1	42357
K2F	42263	KNC1	42349	NI	42020	SRR2	42355
K2F	42298	KNR1	42123	NI	42272		



MAGNETOS—MODELS K1FC, K2FC, K1FR, K2FR, KN1, KNRI, NRI AND NCI



For detailed spare parts, see page G11

DETAILED SPARE PARTS

Ordering No.	42123A/L	42157A/K	42179A/N	42190A/D	42206A/J	42324A	42346A	42347A/D	42348D	42349D	42350A/B	42368A	*457276
Model	KNR1	KNR1	NRI	K1FR	K2FR	K2FR	K1FC	NCI	KNCI	KNCI	K2FC	K2EC	KNR1
Rotation	Anti-clock	Anti-clock	Anti-clock	Anti-clock	Clock	Anti-clock	Anti-clock	Anti-clock	Anti-clock	Anti-clock	Anti-clock	Anti-clock	Anti-clock
Control	Spring, right hand	Spring, right hand	Spring, right hand	Spring, right hand	Spring, left hand	Spring, right hand	Spring, right hand	Spring, right hand	Spring, right hand	Spring, right hand	Spring, right hand	Fixed	Spring, right hand
Cover, rubber, pick-up	457810	457810	457810	457810	458658	458658	457810	457810	457810	457810	458658	458658	450426
Clip, pick-up, cover sealing	455733	455733	455733	455733	455734	455734	455733	455733	455733	455733	455734	455734	455733
§Pick-up assembly	456794	456794	456794	456794	458876	458876	456794	456794	456794	456794	458876	458876	456794
§ Brush and spring	451260	451260	451260	451260	451260	451260	451260	451260	451260	451260	451260	451260	451260
§ Nut, moulded	455791	455791	455791	455791	410600	410600	410600	410600	410600	410600	410600	410600	410600
Washer, seating	455622	455622	455622	455622	458877	458877	455622	455622	458877	458877	458877	458877	455622
§Cover assembly	459199	459199	459199	459199	459205	459205	459315	459199	459199	459199	459205	459205	—
Ring, rubber	457681	457681	457681	457681	457681	457681	457681	457681	457681	457681	457681	457681	—
§ Brush and spring	—	—	—	—	455190	455190	—	—	—	—	455190	455190	—
Terminal assembly	—	—	—	—	459288	459288	—	—	—	—	459288	459288	—
Bolt, centre fixing	459198	459198	459198	459198	—	—	459198	459198	459198	459198	—	—	—
Screw, drain plug	135423	135423	135423	135423	135423	135423	135423	135423	135423	135423	135423	135423	—
Cap, breather	459194	459194	459194	459194	459194	459194	459311	459194	459194	459194	459311	459194	—
Screw, contact breaker fixing	455233	455233	455233	122160	122160	122160	455233	455233	455233	455233	122160	122160	455233
§Contact breaker assembly	470914	470914	470914	470914	470913	470913	470534	470534	470534	470534	470534	470534	470914
§ Contact set	—	—	—	—	—	—	470609	470609	470609	470609	470609	470609	—
§ Brush and spring assembly	470537	470537	470537	470537	470537	470537	470537	470537	470537	470537	470537	470537	470537
§ Springs, set, actuating	—	—	—	—	—	—	470688	470688	470688	470688	470688	470688	—
Bush, insulating, centre of contact breaker	—	—	—	—	—	—	470555	470555	470555	470555	470555	470555	—
Bush, insulating, contact screw block	—	—	—	—	—	—	470684	470684	470684	470684	470684	470684	—
§Control parts, set	457117	457117	457117	457117	457117	457117	459305	459305	459305	459305	459305	—	463107
Spring	—	—	—	—	—	—	454472	454472	454472	454472	454472	—	454472
Cover, rubber	454475	454475	454475	454475	454475	454475	454475	454475	454475	454475	454475	454475	454475
Clip, control cover sealing	455734	455734	455734	455734	455734	455734	455734	455734	455734	455734	455734	—	455734
Plunger	—	—	—	—	—	—	454969	454969	454969	454969	454969	—	454969
Nipple, cable	455788	455788	455788	455788	455788	455788	455788	455788	455788	455788	455788	455788	455788
Screw, adjusting	—	—	—	—	—	—	111591	111591	111591	111591	—	—	111591
Nut, 1/4" B.S.F.	—	—	—	—	—	—	170090	170090	170090	170090	170090	—	170124
Washer, barrel seating	164724	164724	164724	164724	164724	164724	164724	164724	164724	164724	164724	—	454492
Barrel	—	—	—	—	—	—	—	—	—	—	—	—	454467
§Plate assembly, contact breaker end	—	—	—	—	—	—	459304	459313	459313	459313	459304	493716	—
§ Cup, bearing insulating	—	—	—	—	—	—	463932	463932	463932	463932	463932	463932	—
Shim, contact breaker end packing, .003"	—	—	—	—	—	—	452906	452906	452906	452906	452906	452906	—
Shim, contact breaker end packing, .005"	—	—	—	—	—	—	452907	452907	452907	452907	452907	452907	—
Screw, cam timing, special	—	—	—	—	—	—	463931	463931	463931	463931	463931	463931	—
Pin, cam timing screw, special	—	—	—	—	—	—	186060	186060	186060	186060	186060	—	—
§Cam	—	—	—	—	—	—	459321	459321	459321	459321	458725	459130	—
§Nut, shaft, 3/8" B.S.F.	170109	170109	170109	170109	170109	170109	170109	170109	170109	170109	170109	170109	170109
Washer, shaft nut	140074	140074	140074	140074	140074	140074	140074	140074	140074	140074	140074	140074	140074
Clip, cover locking	458813	458813	458813	458847	458847	458847	458775	458848	458848	458848	458775	458775	—
§Armature assembly	—	—	—	—	—	—	459375	493176	493176	493176	459299	459299	—
Slip ring	—	—	—	—	—	—	456727	464277	464277	464277	456727	456727	—
Bolt, through fixing	—	—	—	—	—	—	458514	101270	101270	101270	458514	458514	—
Condenser	—	—	—	—	—	—	—	454415	454415	454415	—	—	—
Oil thrower	—	—	—	—	—	—	463944	463944	463944	463944	463944	463944	—
Washer, linen	—	—	—	—	—	—	164334	164334	164334	164334	164334	164334	—
Collar, steel, bearing retaining	—	—	—	—	—	—	455340	455340	455340	455340	455340	455340	—
§Bearing, contact breaker end	—	—	—	—	—	—	189294	189294	189294	189294	189294	189294	—
§Bearing, drive end	—	—	—	—	—	—	189244	189294	189294	189294	189244	189244	—
§Oil seal, rubber	—	—	—	—	—	—	459002	459031	459031	459031	459002	459002	—
§Cup, bearing insulating, drive end	—	—	—	—	—	—	459005	463932	463932	459005	459005	459005	—
§Brush, spring and holder, magneto earth	455191	455191	455191	455191	455191	455191	455191	455191	455191	455191	455191	455191	455191
§ Brush and spring, magneto earth	455190	455190	455190	455190	455190	455190	455190	455190	455190	455190	455190	455190	455190
§Sundry parts, set	458869	458869	458869	458869	458869	458869	458869	458869	458869	458869	458869	458869	458869

MAGNETOS—MODELS K1FC, K2FC, K1FR, K2FR, KNCI, KNRI, NRI AND NCI


* See Supersession Chart † 2 off § Recommended spares for stock For illustrations, see pages G9-G10

458725

G11



MAGNETOS—MODELS KIF, K2F, KVF AND KNIL



For detailed spare parts, see pages G13-G16

DETAILED SPARE PARTS

Ordering No.	*42111A/B	*42111F	*42111H	*42114A/B	*42114F	*42114H/J	*42114K	42128A/B	42133A/D	42133E
Model	K2F	K2F	K2F	K2F	K2F	K2F	K2F	KNIL	K1F	K1F
Rotation	Anti-clock	Anti-clock	Anti-clock	Anti-clock	Anti-clock	Anti-clock	Anti-clock	Anti-clock	Anti-clock	Anti-clock
Control	Fixed	Fixed	Fixed	Fixed	Fixed	Fixed	Fixed	Spring, left hand	Fixed	Fixed
Cover, rubber, pick-up	458658	458658	458658	—	—	458658	458658	—	—	—
§ Pick-up assembly	†458367	†458367	†458367	†458367	†458367	†458367	†458367	463066	456794	456794
§ Brush and spring	‡458368	‡458368	‡458368	‡458368	‡458368	‡458368	‡458368	—	—	—
§ Nut, moulded	451260	451260	451260	451260	451260	451260	451260	451260	451260	451260
§ Washer, seating	410600	410600	410600	410600	410600	410600	410600	410600	410600	410600
§ Cover assembly, contact breaker	458346	458346	458346	458346	458346	458346	458346	455622	455622	455622
§ Nut, moulded	458619	458619	458619	458638	458638	458638	458638	454431	458647	458647
Screw, taper head, contact breaker fixing	458622	458622	458622	—	—	—	—	—	—	—
§ Contact breaker	122160	122160	122160	122160	122160	122160	122160	455233	122160	122160
§ Bush, insulating, centre of contact breaker	470534	470534	470534	470534	470534	470534	470534	470534	470534	470534
§ Bush, insulating, contact screw block	470555	470555	470555	470555	470555	470555	470555	470555	470555	470555
§ Contact set	470684	470684	470684	470684	470684	470684	470684	470684	470684	470684
§ Springs, set, actuating	470609	470609	470609	470609	470609	470609	470609	470609	470609	470609
§ Brush and spring, earth	470688	470688	470688	470688	470688	470688	470688	470688	470688	470688
§ Control parts, set	470537	470537	470537	470537	470537	470537	470537	470537	470537	470537
§ Spring	—	—	—	—	—	—	—	463107	—	—
§ Nipple, cable	—	—	—	—	—	—	—	454472	—	—
§ Cover, rubber	—	—	—	—	—	—	—	455788	—	—
§ Washer	—	—	—	—	—	—	—	454475	—	—
§ Plunger	—	—	—	—	—	—	—	454492	—	—
§ Screw, adjusting	—	—	—	—	—	—	—	454969	—	—
§ Nut, adjusting screw	—	—	—	—	—	—	—	111591	—	—
§ Cam	—	—	—	—	—	—	—	170124	—	—
§ Plate assembly, contact breaker end	458389	459130	459130	458389	459130	459130	459130	456686	456622	459238
§ Cup, bearing insulating	459105	459105	459105	458642	459104	459104	463967	455172	459105	459105
§ Screw, cam fixing	451379	451379	451379	451379	451379	451379	451379	451379	451379	451379
§ Pin, special, cam timing screw	463931	463931	463931	463931	463931	463931	463931	463931	463931	463931
§ Spring and pin, contact breaker cover	186060	186060	186060	186060	186060	186060	186060	186060	186060	186060
§ Washer, packing, end plate, .003"	458613	458613	458613	—	—	—	—	452220	458613	458613
§ Washer, packing, end plate, .005"	458355	458355	458355	458355	458355	458355	458355	452906	458355	458355
§ Nut, shaft	458356	458356	458356	458356	458356	458356	458356	452907	458356	458356
§ Washer, shaft nut	—	—	—	—	—	—	—	170109	170109	170109
§ Armature assembly	—	—	—	—	—	—	—	140074	140074	140074
§ Slip ring	458333	458333	459004	458333	458333	459004	459004	456413	458361	458361
§ Bolt, through fixing	455361	455361	455361	455361	455361	455361	455361	454496	454496	454496
§ Condenser assembly	458514	458514	458514	458514	458514	458514	458514	101270	458514	458514
§ Oil thrower	458339	458339	458339	458339	458339	458339	458339	454415	458339	458339
§ Washer, linen	463944	463944	463944	463944	463944	463944	463944	463944	463944	463944
§ Collar, steel, bearing retaining	164334	164334	164334	164334	164334	164334	164334	164334	164334	164334
§ Bearing, contact breaker end	455340	455340	455340	455340	455340	455340	455340	455340	455340	455340
§ Bearing, drive end	189291	189291	189291	189291	189291	189291	189291	189291	189291	189291
§ Cup, bearing insulating	189291	189291	189244	189291	189291	189244	189244	189291	189291	189291
§ Oil seal, rubber	451379	451379	459005	451379	451379	459005	459005	451379	451379	451379
§ Brush, spring and holder, magneto earth	459031	459031	459002	459031	459031	459002	459002	458375	459031	459031
§ Brush and spring, magneto earth	455191	455191	455191	455191	455191	455191	455191	455191	455191	455191
§ Spring and pin, pick-up	455190	455190	455190	455190	455190	455190	455190	455190	455190	455190
§ Sundry parts, set	458370	458370	458370	458370	458370	458370	458370	—	—	—
	458675	458675	458675	458675	458675	458675	458675	454697	458675	458675

MAGNETOS—MODELS K1F, K2F, KVf AND KNIL

* See Supersession Chart † Right hand ‡ Left hand § Recommended spares for stock For illustrations, see pages G9 and G12

DETAILED SPARE PARTS

Ordering No...	42133F	42134A	42134B/D	42134E	42134F	*42174A	*42174B/D	*42174F	*42174H	42180A/B
Model ..	K1F	KVF	KVF	KVF	KVF	K2F	K2F	K2F	K2F	K2F
Rotation ..	Anti-clock	Clock	Clock	Clock	Clock	Anti-clock	Anti-clock	Anti-clock	Anti-clock	Anti-clock
Control ..	Fixed	Fixed	Fixed	Fixed	Fixed	Fixed	Fixed	Fixed	Fixed	Spring, right hand
Cover, rubber, pick-up ..	—	—	—	—	—	—	—	—	—	458658
§ Pick-up assembly ..	456794	†458367	†458367	†458367	†458367	†458367	†458865	†458865	†458865	†458367
§ Brush and spring ..	451260	‡458368	‡458368	‡458368	‡458368	‡458368	‡458866	‡458866	‡458866	‡458368
§ Nut, moulded ..	410600	451260	451260	451260	451260	451260	451260	451260	451260	451260
§ Washer, seating ..	455622	410600	410600	410600	410600	410600	410600	410600	410600	410600
§ Cover assembly, contact breaker ..	458647	458346	458346	458346	458346	458346	458346	458346	458346	458346
§ Nut, moulded ..	—	458619	458647	458647	458647	458638	458638	458638	458638	458619
§ Screw, taper head, contact breaker fixing ..	122160	458622	—	—	—	—	—	—	—	458622
§ Contact breaker ..	470534	122160	122160	122160	122160	122160	122160	122160	122160	122160
§ Bush, insulating, centre of contact breaker ..	470555	470534	470542	470542	470542	470534	470534	470534	470534	470534
§ Bush, insulating, contact screw block ..	470684	470555	470555	470555	470555	470555	470555	470555	470555	470555
§ Contact set ..	470609	470684	470684	470684	470684	470684	470684	470684	470684	470684
§ Springs, set, actuating ..	470688	470609	470877	470877	470877	470609	470609	470609	470609	470609
§ Brush and spring, earth ..	470537	470688	470688	470688	470688	470688	470688	470688	470688	470688
§ Control parts, set ..	—	470537	470537	470537	470537	470537	470537	470537	470537	470537
§ Spring ..	—	—	—	—	—	—	—	—	—	458728
§ Nipple, cable ..	—	—	—	—	—	—	—	—	—	458732
§ Cover, rubber ..	—	—	—	—	—	—	—	—	—	455788
§ Plunger ..	—	—	—	—	—	—	—	—	—	458731
§ Cam ..	459238	—	—	—	—	—	—	—	—	454969
§ Plate assembly, contact breaker end ..	459105	455460	455460	459155	459155	458389	458389	459130	459130	458725
§ Cup, bearing insulating ..	451379	459105	459105	459105	459105	458642	458642	459104	459104	458726
§ Screw, cam fixing ..	463931	451379	451379	451379	451379	451379	451379	451379	451379	451379
§ Pin, special, cam timing screw ..	186060	463931	463931	463931	463931	463931	463931	463931	463931	463931
§ Spring and pin, contact breaker cover ..	458613	186060	186060	186060	186060	186060	186060	186060	186060	186060
§ Washer, packing, end plate, .003" ..	458355	458613	458613	458613	458613	—	—	—	—	458613
§ Washer, packing, end plate, .005" ..	458356	458355	458355	458355	458355	458355	458355	458355	458355	458355
§ Nut, shaft ..	170109	458356	458356	458356	458356	458356	458356	458356	458356	458356
§ Washer, shaft nut ..	140074	170109	170109	170109	170109	—	—	—	—	170109
§ Armature assembly ..	459139	140074	140074	140074	140074	—	—	—	—	140074
§ Slip ring ..	454496	458359	458359	458359	459142	458333	458333	458333	459004	458333
§ Bolt, through fixing ..	458514	454497	454497	454497	454497	455361	455361	455361	455361	455361
§ Condenser assembly ..	458339	458514	458514	458514	458514	458514	458514	458514	458514	458514
§ Oil thrower ..	463944	458339	458339	458339	458339	458339	458339	458339	458339	458339
§ Washer, linen ..	164334	463944	463944	463944	463944	463944	463944	463944	463944	463944
§ Collar, steel, bearing retaining ..	455340	164334	164334	164334	164334	164334	164334	164334	164334	164334
§ Bearing, contact breaker end ..	189291	455340	455340	455340	455340	455340	455340	455340	455340	455340
§ Bearing, drive end ..	189244	189291	189291	189291	189291	189291	189291	189291	189291	189291
§ Cup, bearing insulating ..	459005	189244	189291	189291	189244	189291	189291	189291	189244	189291
§ Oil seal, rubber ..	459002	451379	451379	451379	459005	451379	451379	451379	459005	451379
§ Brush, spring and holder, magneto earth ..	455191	459031	459031	459031	459002	459031	459031	459031	459002	459031
§ Brush and spring, magneto earth ..	455190	455191	455191	455191	455191	455191	455191	455191	455191	455191
§ Spring and pin, pick-up ..	—	455190	455190	455190	455190	455190	455190	455190	455190	455190
§ Sundry parts, set ..	458675	458370	458370	458370	458370	458370	458370	458370	458370	458370

MAGNETOS—MODELS K1F, K2F, KVF AND KN1L

* See Supersession Chart † Right hand ‡ Left hand § Recommended spares for stock For illustrations, see pages G9 and G12

DETAILED SPARE PARTS

Ordering No.	42180D	42182A/B	42182D	42182E	42183A/D	42183E/F	42230A	42230B/D	42248A/D	42248E
Model	K2F	K1F	K1F	K1F	K1F	K1F	K2F	K2F	K2F	K2F
Rotation	Anti-clock	Clock	Clock	Clock	Anti-clock	Anti-clock	Anti-clock	Anti-clock	Anti-clock	Anti-clock
Control	Spring, right hand	Fixed	Fixed	Fixed	Spring, right hand	Spring, right hand	Spring, right hand	Spring, right hand	Fixed	Fixed
Cover, rubber, pick-up	458658	—	—	—	450426	450426	458658	458658	—	—
Clip, pick-up, rubber sealing	—	—	—	—	455733	455733	—	—	—	—
§ Pick-up assembly	†458367	463066	463066	463066	456794	456794	†458367	†458367	†458865	†458865
§ Brush and spring	‡458368	—	—	—	—	—	‡458368	‡458368	‡458866	‡458866
§ Nut, moulded	451260	451260	451260	451260	451260	451260	451260	451260	451260	451260
§ Washer, seating	410600	410600	410600	410600	410600	410600	410600	410600	410600	410600
§ Cover assembly, contact breaker	458346	455622	455622	455622	455622	455622	458346	458346	458346	458346
§ Nut, moulded	458619	458647	458647	458647	458647	458647	459037	459037	458619	458619
§ Screw, taper head, contact breaker fixing	458622	—	—	—	—	—	—	—	458622	458622
§ Contact breaker	122160	122160	122160	122160	122160	122160	122160	122160	122160	122160
§ Bush, insulating, centre of contact breaker	470534	470533	470533	470533	470534	470534	470534	470534	470534	470534
§ Bush, insulating, contact screw block	470555	470555	470555	470555	470555	470555	470555	470555	470555	470555
§ Contact set	470684	470684	470684	470684	470684	470684	470684	470684	470684	470684
§ Springs, set, actuating	470609	470608	470608	470608	470609	470609	470609	470609	470609	470609
§ Brush and spring, earth	470688	470688	470688	470688	470688	470688	470688	470688	470688	470688
§ Control parts, set	470537	470537	470537	470537	470537	470537	470537	470537	470537	470537
§ Spring	458728	—	—	—	463107	463107	458728	458728	—	—
§ Nipple, cable	458732	—	—	—	454472	454472	458732	458732	—	—
§ Cover, rubber	455788	—	—	—	455788	455788	455788	455788	—	—
§ Washer, barrel seating	458731	—	—	—	454475	454475	458731	458731	—	—
§ Plunger	163343	—	—	—	454492	454492	163343	163343	—	—
§ Screw, adjusting	454969	—	—	—	454969	454969	454969	454969	—	—
§ Nut, adjusting screw	—	—	—	—	111591	111591	—	—	—	—
§ Cam	170124	—	—	—	170124	170124	—	—	—	—
§ Plate assembly, contact breaker end	458725	456622	459157	459157	456686	459156	458725	458725	459130	459130
§ Cup, bearing insulating	458726	459105	459105	459105	458726	458726	459036	459036	459105	459105
§ Stud, special, end plate fixing	451379	451379	451379	451379	451379	451379	451379	451379	451379	451379
§ Nut, special, contact breaker cover fixing	—	—	—	—	—	—	459035	459035	—	—
§ Screw, cam fixing	—	—	—	—	—	—	153474	153474	—	—
§ Pin, special, cam timing screw	463931	463931	463931	463931	463931	463931	463931	463931	463931	463931
§ Spring and pin, contact breaker cover	186060	186060	186060	186060	186060	186060	186060	186060	186060	186060
§ Washer, packing, end plate, .003"	458613	458613	458613	458613	458613	458613	—	—	458613	458613
§ Washer, packing, end plate, .005"	458355	458355	458355	458355	458355	458355	458355	458355	458355	458355
§ Nut, shaft	458356	458356	458356	458356	458356	458356	458356	458356	458356	458356
§ Washer, shaft nut	170109	170109	170109	170109	170109	170109	170109	170109	170109	170109
§ Armature assembly	140074	140074	140074	140074	140074	140074	140074	140074	140074	140074
§ Slip ring	459004	458361	458361	459139	458361	459139	458333	459004	458333	459004
§ Bolt, through fixing	455361	454496	454496	454496	454496	454496	455361	455361	455361	455361
§ Condenser assembly	458514	458514	458514	458514	458514	458514	458514	458514	458514	458514
§ Oil thrower	458339	458339	458339	458339	458339	458339	458339	458339	458339	458339
§ Washer, linen	463944	463944	463944	463944	463944	463944	463944	463944	463944	463944
§ Collar, steel, bearing retaining	164334	164334	164334	164334	164334	164334	164334	164334	164334	164334
§ Bearing, contact breaker end	455340	455340	455340	455340	455340	455340	455340	455340	455340	455340
§ Bearing, drive end	189291	189291	189291	189291	189291	189291	189291	189291	189291	189291
§ Cup, bearing insulating	189244	189291	189291	189244	189291	189244	189291	189244	189291	189244
§ Oil seal, rubber	459005	451379	451379	459005	451379	459005	451379	459005	451379	459005
§ Brush, spring and holder, magneto earth	459031	459031	459031	459002	459031	459002	459031	459002	459002	459002
§ Brush and spring, magneto earth	455191	455191	455191	455191	455191	455191	455191	455191	455191	455191
§ Spring and pin, pick-up	455190	455190	455190	455190	455190	455190	455190	455190	455190	455190
§ Sundry parts, set	458370	—	—	—	—	—	458370	458370	458370	458370
	458675	458675	458675	458675	458675	458675	458675	458675	458675	458675

MAGNETOS—MODELS K1F, K2F, KVF AND KNIL

* See Supersession Chart † Right hand ‡ Left hand § Recommended spares for stock For illustrations, see pages G9 and G12

continued


DETAILED SPARE PARTS

Ordering No.	42263A K2F	42263B K2F	42263D/E K2F	*42264A K2F	*42264B K2F	42265A K1F	42265B K1F	42298A/B K2F	*42301A K2F	42344A/D K2F
Model	Anti-clock	Anti-clock	Anti-clock	Anti-clock	Anti-clock	Clock	Clock	Anti-clock	Anti-clock	Anti-clock
Rotation	left hand	left hand	left hand	right hand	right hand	Spring,	Spring,	right hand	right hand	Fixed
Control						right hand	right hand			
Cover, rubber, pick-up	—	—	—	458658	458658	450426	450426	458658	458658	458658
Clip, pick-up, rubber sealing	—	—	—	—	—	455733	455733	455734	455734	455734
§ Pick-up assembly	†459190	†459190	†459190	†458367	†458367	456794	456794	†458876	†458876	†458876
§ Brush and spring	†459190	†459190	†459190	†458368	†458368	—	—	†458876	†458876	†458876
§ Nut, moulded	451260	451260	451260	451260	451260	451260	451260	451260	451260	451260
§ Washer, seating	410600	410600	410600	410600	410600	410600	410600	410600	410600	410600
§ Cover assembly, contact breaker	458346	458346	458346	458346	458346	455622	455622	458877	458877	458877
Nut, moulded	458619	458619	458619	458619	458619	458647	458647	459269	458619	459269
Baffle	458622	458622	458622	458622	458622	—	—	—	458622	—
Brush and spring assembly	—	—	—	—	—	—	—	459266	—	459266
Terminal assembly	—	—	—	—	—	—	—	455190	—	455190
Screw, taper head, contact breaker fixing	—	—	—	—	—	—	—	459288	—	459288
§ Contact breaker	122160	122160	122160	122160	122160	122160	122160	122160	122160	122160
Bush, insulating, centre of contact breaker	470534	470534	470534	470534	470534	470533	470533	470534	470534	470534
Bush, insulating, contact screw block	470555	470555	470555	470555	470555	470555	470555	470555	470555	470555
§ Contact set	470684	470684	470684	470684	470684	470684	470684	470684	470684	470684
§ Springs, set, actuating	470609	470609	470609	470609	470609	470608	470608	470609	470609	470609
§ Brush and spring, earth	470688	470688	470688	470688	470688	470688	470688	470688	470688	470688
§ Control parts, set	470537	470537	470537	470537	470537	470537	470537	470537	470537	470537
Spring	458728	458728	463107	463107	463107	463107	463107	492195	492195	—
Nipple, cable	458732	458732	454472	454472	454472	454472	454472	454472	454472	—
§ Cover, rubber	455788	455788	455788	455788	455788	455788	455788	455788	455788	—
Clip, cover sealing	458731	458731	454475	454475	454475	454475	454475	454475	454475	—
Washer, barrel seating	—	—	455734	—	—	455734	455734	455734	455734	—
Plunger	163343	163343	454492	454492	454492	454492	454492	164724	164724	—
Screw, adjusting	454969	454969	454969	454969	454969	454969	454969	454969	454969	—
Nut, adjusting screw	—	—	111591	111591	111591	111591	111591	111591	111591	—
§ Cam	170090	170090	170124	170124	170124	170124	170124	170090	170090	—
§ Plate assembly, contact breaker end	458725	458725	458725	458725	458725	458585	458585	458725	458725	459130
§ Cup, bearing insulating	458726	458726	458726	458726	458726	458726	458726	459271	459279	459290
Screw, cam fixing	451379	451379	451379	451379	451379	451379	451379	463932	463932	463932
Pin, special, cam timing screw	463931	463931	463931	463931	463931	463931	463931	463931	463931	463931
§ Spring and pin, contact breaker cover	186060	186060	186060	186060	186060	186060	186060	186060	186060	186060
Washer, packing, end plate, .003"	458613	458613	458613	458613	458613	458613	458613	—	459285	—
Washer, packing, end plate, .005"	458355	458355	458355	458355	458355	458355	458355	452906	452906	452906
§ Nut, shaft	458356	458356	458356	458356	458356	458356	458356	452907	452907	452907
Washer, shaft nut	170109	170109	170109	170109	170109	170109	170109	170109	170109	170109
§ Armature assembly	140074	140074	140074	140074	140074	140074	140074	140074	140074	140074
§ Slip ring	458333	459004	459004	458333	459004	458361	459139	459004	459004	459004
Bolt, through fixing	455361	455361	455361	455361	455361	454496	454496	455361	455361	455361
Condenser assembly	458514	458514	458514	458514	458514	458514	458514	458514	458514	458514
Oil thrower	458339	458339	458339	458339	458339	458339	458339	458339	458339	458339
Washer, linen	463944	463944	463944	463944	463944	463944	463944	463944	463944	463944
Collar, steel, bearing retaining	164334	164334	164334	164334	164334	164334	164334	164334	164334	164334
§ Bearing, contact breaker end	455340	455340	455340	455340	455340	455340	455340	455340	455340	455340
§ Bearing, drive end	189291	189291	189291	189291	189291	189291	189291	189291	189291	189291
§ Cup, bearing insulating	189291	189244	189244	189291	189244	189291	189244	189244	189244	189244
§ Oil seal, rubber	451379	459005	459005	451379	459005	451379	459005	459005	459005	459005
§ Brush, spring and holder, magneto earth	459031	459002	459002	459031	459002	459002	459002	459002	459002	459002
§ Brush and spring, magneto earth	455191	455191	455191	455191	455191	455191	455191	455191	455191	455191
§ Spring and pin, pick-up	455190	455190	455190	455190	455190	455190	455190	455190	455190	455190
§ Sundry parts, set	458370	458370	458370	458370	458370	—	—	—	—	—
	458675	458675	458675	458675	458675	458675	458675	458675	458675	458675

* See Supersession Chart † Right hand ‡ Left hand § Recommended spares for stock For illustrations, see pages G9 and G12

MAGNETOS—MODELS K1F, K2F, KVF AND KNIL

MAGNETOS—MODELS NI, KNI AND KNV



For detailed spare parts, see pages G18-G19



MAGNETOS—MODELS NI, KNI AND KNV

DETAILED SPARE PARTS

Ordering No.	42018A/D	42020A/D	42020E	42040A/B	42052A/B	*42127A/B
Model	NI	NI	NI	KNI	KNV	NI
Rotation	Anti-clock Spring, right hand	Anti-clock Spring, left hand	Anti-clock Spring, left hand	Anti-clock Spring, left hand	Anti-clock Spring, left hand	Anti-clock Fixed
(1) §Pick-up assembly	463066	463066	456794	463066	‡463066 ‡463088	463066
(2) § Brush and spring	451260	451260	451260	451260	451260	451260
(3) § Nut, moulded	410600	410600	410600	410600	410600	410600
(4) Washer, seating	455622	455622	455622	455622	455622	455622
(5) §Cover, contact breaker	460061	460061	460061	460061	454431	460061
(6) §Contact breaker	460051	460051	460051	460051	470534	460051
(7) Screw, hollow, special, carrier fixing	460067	460067	460067	460067	—	460067
(8) Bush, insulating, carrier fixing screw	463983	463983	463983	463983	470684	463983
(9) Wick, felt, cam lubricating	460068	460068	460068	460068	—	460068
(10) Bush, insulating, centre of contact breaker	460066	460066	460066	460066	470555	460066
(11) Plate, insulating, carrier to base	460065	460065	460065	460065	—	460065
(12) Tappet, Celeron	464092	464092	464092	464092	—	464092
(13) Screw, hexagon head, contact breaker fixing	110739	110739	110739	110739	455233	110739
(14) Washer, locking, contact breaker screw	460052	460052	460052	460052	—	460052
(15) § Contact set	484098	484098	484098	484098	470609	484098
(16) Springs, set, actuating	—	—	—	—	470688	—
(17) Brush and spring, earth	—	—	—	—	470537	—
(18) §Ring, jump, cam fixing	455347	455347	455347	455347	—	455347
(19) §Cam	493178	493178	493178	493178	455433	493183
(20) Screw, cam timing	463931	463931	463931	463931	—	463931
(21) Pin, special, cam timing screw	186060	186060	186060	186060	—	186060
(22) §Control parts, set	463107	463107	463107	463107	463107	—
(23) § Cover, rubber	454475	454475	454475	454475	454475	—
(24) Barrel	454467	454467	454467	454467	454467	—
(25) Washer, barrel locking	454492	454492	454492	454492	454492	—
(26) Spring	454472	454472	454472	454472	454472	—
(27) Nipple, cable	455788	455788	455788	455788	455788	—
(28) Stop, adjusting screw	111591	111591	111591	111591	111591	—
(29) Nut, adjusting screw	170124	170124	170124	170124	170124	—
(30) Plunger	454969	454969	454969	454969	454969	—
(31) §Plate, complete with outer race	454177	454600	454600	454600	455172	454178
(32) § Cup, bearing insulating	451379	451379	451379	451379	451379	451379
(33) §Spring pin assembly	451315	451315	451315	451315	452220	451317
(34) Washer, packing, end plate, linen	450415	450415	450415	450415	450415	450415
(35) Washer, packing, end plate, .003" thick	452906	452906	452906	452906	452906	452906
(36) Washer, packing, end plate, .005" thick	452907	452907	452907	452907	452907	452907
(37) §Nut, shaft	170109	170109	170109	170109	170109	170109
(38) Washer, shaft nut	140074	140074	140074	140074	140074	140074
(39) §Armature assembly	454385	454385	454385	454385	457788	454385
(40) Condenser assembly	454415	454415	454415	454415	464140	454415
(41) Bolt, armature	101270	101270	101270	101270	101270	101270
(42) § Slip ring	454496	454496	454496	454496	454497	454496
(43) Washer linen	164334	164334	164334	164334	164334	164334
(44) Oil thrower	463944	463944	463944	463944	463944	463944
(45) Collar	455634	455634	455634	455634	455634	455634
(46) Collar, steel, bearing retaining	—	—	—	—	455340	—
(47) §Bearing, drive end	189291	189291	189291	189291	189291	189291
(48) §Bearing, contact breaker end	189291	189291	189291	189291	189291	189291
(49) §Cup, bearing insulating, drive end	451379	451379	451379	451379	451379	451379
(50) §Oil seal	458375	458375	458375	458375	458375	458375
(51) §Brush, spring and holder, magneto earth	455191	455191	455191	455191	455191	455191
(52) § Brush and spring, magneto earth	455190	455190	455190	455190	455190	455190
(53) §Sundry parts, set	454697	454697	454697	454697	454697	454697

For illustrations, see pages G9 and G17

* See Supersession Chart † Right hand ‡ Left hand § Recommended spares for stock

MAGNETOS—MODELS NI, KNI AND KNV



DETAILED SPARE PARTS


*42199A NI Anti-clock Spring, left hand	42272A/B NI Anti-clock Spring, right hand	*454116 NI Anti-Clock Spring, left hand	*454118 NI Anti-clock Spring, right hand	*454506 KNI Anti-clock Spring, left hand	454919 KNV Anti-clock Left hand, vertical	454920 KNV Anti-clock Left hand, horizontal	454927 KNV Anti-clock Spring, left hand	*455090 KNV Anti-clock Spring, left hand
463066	463066	463066	463066	463066	‡463066	‡463066	‡463066	‡463066 (1)
					‡463088	‡463088	‡463088	‡463088
451260	451260	451260	451260	451260	451260	451260	451260	451260 (2)
410600	410600	410600	410600	410600	410600	410600	410600	410600 (3)
455622	455622	455622	455622	455622	455622	455622	455622	455622 (4)
460061	460061	460061	460061	460061	—	—	454431	454431 (5)
460051	460051	460051	460051	460051	470534	470534	470534	470534 (6)
460067	460067	460067	460067	460067	—	—	—	— (7)
463983	463983	463983	463983	463983	470684	470684	470684	470684 (8)
460068	460068	460068	460068	460068	—	—	—	— (9)
460066	460066	460066	460066	460066	470555	470555	470555	470555 (10)
460065	460065	460065	460065	460065	—	—	—	— (11)
464092	464092	464092	464092	464092	—	—	—	— (12)
110739	110739	110739	110739	110739	455233	455233	455233	455233 (13)
460052	460052	—	—	—	—	—	—	— (14)
484098	484098	484098	484098	484098	470609	470609	470609	470609 (15)
—	—	—	—	—	470688	470688	470688	470688 (16)
—	—	—	—	—	470537	470537	470537	470537 (17)
455347	455347	455347	455347	455347	—	—	—	— (18)
493178	493178	493178	493178	493178	—	—	—	455433 (19)
463931	463931	463931	463931	—	—	—	—	— (20)
186060	186060	186060	186060	—	—	—	—	— (21)
463107	463107	463107	463107	463107	463107	463107	463107	463107 (22)
454475	454475	454475	454475	454475	454475	454475	454475	454475 (23)
454467	454467	454467	454467	454467	454467	454467	454467	454467 (24)
454492	454492	454492	454492	454492	454492	454492	454492	454492 (25)
454472	454472	454472	454472	454472	454472	454472	454472	454472 (26)
455788	455788	455788	455788	455788	455788	455788	455788	455788 (27)
111591	111591	111591	111591	111591	111591	111591	111591	111591 (28)
170124	170124	170124	170124	170124	170124	170124	170124	170124 (29)
454969	454969	454969	454969	454969	454969	454969	454969	454969 (30)
454600	464317	454600	464317	—	—	—	455172	455172 (31)
451379	451379	451379	451379	451379	451379	451379	451379	451379 (32)
451315	451315	451315	451315	451317	—	—	452220	452220 (33)
450415	450415	450415	450415	450415	450415	450415	450415	450415 (34)
452906	452906	452906	452906	452906	452906	452906	452906	452906 (35)
452907	452907	452907	452907	452907	452907	452907	452907	452907 (36)
170109	170109	170109	170109	170109	170109	170109	170109	170109 (37)
140074	140074	140074	140074	140074	140074	140074	140074	140074 (38)
454385	454385	454385	454385	454385	—	—	—	457788 (39)
454415	454415	454415	454415	454415	464141	464141	464141	464141 (40)
101270	101270	101270	101270	101270	101270	101270	101270	101270 (41)
454496	454496	454496	454496	454496	454497	454497	454497	454497 (42)
164334	164334	164334	164334	164334	164334	164334	164334	164334 (43)
463944	463944	463944	463944	463944	463944	463944	463944	463944 (44)
455634	455634	455634	455634	455634	455634	455634	455634	455634 (45)
—	—	—	—	—	455340	455340	455340	455340 (46)
189291	189291	189291	189291	189291	189291	189291	189291	189291 (47)
189291	189291	189291	189291	189291	189291	189291	189291	189291 (48)
451379	451379	451379	451379	451379	451379	451379	451379	451379 (49)
458375	458375	458375	458375	458375	458375	458375	458375	458375 (50)
455191	455191	455191	455191	455191	455191	455191	455191	455191 (51)
455190	455190	455190	455190	455190	455190	455190	455190	455190 (52)
454697	454697	454697	454697	454697	454697	454697	454697	454697 (53)

For illustrations, see pages G9 and G17

* See Supersession Chart † Right hand ‡ Left hand



MAGNETOS—MODELS SRI, SR2, SRR1 AND SRR2



For detailed spare parts, see page G21

DETAILED SPARE PARTS

Ordering No.	42281A	42283A	42293A	*42294A	*42330A	*42340A	*42340B	42355A/B	42357A	42364A
Model	SR1 Mk. IIA	SR1 Mk. IIA	SR1 Mk. IIA	SR1 Mk. IA	SR1 Mk. IIA	SR2 Mk. IIA	SR2 Mk. IIA	SRR2F	SRR1	SR2Mk. IIA
Rotation	Anti-clock	Anti-clock	Anti-clock	Anti-clock	Anti-clock	Clock	Clock	Anti-clock	Anti-clock	Clock
Outlet, high tension	Centre	Centre	Centre	Centre	Centre	—	—	—	Centre	—
Outlet, low tension	Left hand	Left hand	Left hand	Left hand	Left hand	Left hand	Left hand	Left hand	Right hand	Left hand
Cover, rubber	—	—	—	—	—	—	—	493064	—	—
Ring, cover securing	—	—	—	—	—	—	—	493063	—	—
‡Cover assembly	‡490646	‡490646	‡490646	‡458019	‡490646	491483	491483	493061	492297	491483
Carbon, brush and spring assembly	—	—	—	—	—	404435	404435	404435	—	404435
Screw, cover fixing, captive (2 off) short	†145220	144406	144406	144416	144406	491168	491168	—	—	491168
Screw, cover fixing, captive (1 off) long	—	145389	145389	144406	145389	144769	144769	—	—	144769
Ring, rubber, cover seating	—	—	—	—	—	—	—	493026	493026	—
§Gasket, rubberised cork	458194	458194	458194	458194	458194	458194	458194	—	—	458194
§Rotor arm	—	—	—	—	—	492979	492979	492606	—	492979
Distributor arm carrier	—	—	—	—	—	—	492127	—	—	492127
Terminal, low tension, square head	144426	144426	144426	102494	144426	144426	144426	—	—	144426
Bush, low tension terminal insulating	458028	458028	458028	458028	458028	458028	458028	—	—	458028
Grommet, distributor lead	—	—	—	—	—	—	—	414582	—	—
§Pick-up	—	—	—	—	—	—	—	493027	493027	—
Nut, moulded	—	—	—	—	—	—	—	455791	455791	—
Ring, rubber, nut seating	—	—	—	—	—	—	—	455792	455792	—
Washer, pick-up seating	—	—	—	—	—	—	—	455622	455622	—
Nut, pick-up securing	—	—	—	—	—	—	—	169596	169596	—
Cover, rubber, pick-up	—	—	—	—	—	—	—	—	457810	—
Lever, timing	—	—	—	—	—	—	—	493646	493646	—
§Condenser assembly	492342	492342	492342	492342	492342	492342	492342	492136	492136	492342
§Contact set	458053	458053	458053	458053	458053	458053	458053	493645	493645	458053
Pad, lubricating	—	—	—	458040	—	—	—	—	—	—
§Plate, contact breaker	490895	490895	490895	458042	490895	491488	491488	—	—	491488
Bush, bearing	—	—	—	—	—	490132/S	490132/S	—	—	490132/S
§Bearing	189289	189289	189289	189289	189289	189289	189289	—	—	189289
§Cup, bearing insulating	451378	451378	451378	451378	451378	451378	451378	—	—	451378
Shim, brass, contact breaker plate packing	—	—	—	—	—	—	—	—	—	—
.003"	458044	458044	458044	458044	458044	458044	458044	—	—	458044
.005"	458045	458045	458045	458045	458045	458045	458045	—	—	458045
.010"	458046	458046	458046	458046	458046	458046	458046	—	—	458046
§Cam	458020	458020	458020	458020	458020	458020	458021	458021	—	458021
§Nut, shaft	170109	170109	170109	170109	170109	170109	170109	170109	170109	170109
Washer, shaft nut	140079	140079	140079	140079	140079	140079	140079	140079	140079	140079
Magnetic rotor	490859	490859	490859	—	490859	491485	492147	—	—	492147
§Bearing	189291	189291	189291	189291	189291	189291	189291	—	—	189291
§Cup, bearing insulating	451379	451379	451379	451379	451379	451379	451379	—	—	451379
§Oil seal	459031	459031	459031	458375	459031	459031	459031	—	—	459031
§Coil, wound	491302	491302	491302	491302	491796	491302	491302	—	—	493805
Terminal, cutout	407019	491098	102494	407019	491098	491098	491098	—	—	491098
Insulating cushion, cutout terminal	490711	490711	490711	490711	490711	490711	490711	—	—	490711
Insulating piece, cutout terminal	491335	491335	491346	457978	491335	491335	491335	—	—	491335
Strip, cutout earthing	490709	490709	—	490531	490709	490709	490709	—	—	490709
Cover, earthing terminal, rubber	490710	490710	—	490530	490710	490710	490710	—	—	490710
Plate assembly, drive end cover	—	—	492600	492600	—	—	—	—	—	—
Set of parts for cutout switch conversion	491264	491264	491264	—	491264	491264	491264	—	—	491264
§Sundry parts, set	490663	490663	490663	490663	490663	490665	490665	—	—	490665

MAGNETOS—MODELS SR1, SR2, SRR1 AND SRR2

* See Supersession Chart † 3 off ‡ Less fixing screws § Recommended spares for stock For illustrations, see pages G9 and G21



MAGNETO AUTO-ADVANCE UNITS



DETAILED SPARE PARTS

Ordering No.	47502A/B	47503A/E	47504A/E	47505A/D	47506A	47507A/B	47508A/D
Model	K2F	K2F	N1	KVF	K2F	K1F	K2F
Range	15°-18°	11°-13°	16°-18°	16°-18°	16°-18°	16°-18°	11°-13°
Rotation	Anti-clock	Anti-clock	Anti-clock	Clock	Anti-clock	Anti-clock	Anti-clock
Number of teeth	50	44	48	48	59	50	18
Washer, cover clip	498131	498131	498131	498131	498131	498131	498131
Washer, disc cover	498339	498339	498339	498339	498339	498339	498339
§Springs, set	498157/S	498157/S	498157/S	498157/S	498157/S	498157/S	498157/S
Nut, fixing	498303	498303	498303	498303	498299	498303	498303

Ordering No.	*47522A	47541A/E	47544A/B	47545A/B	47553A/B	47556A/B	47576A
Model	K1F	SR1	SR1	K1F	SR2	SR1	K1F
Range	16½°-18½°	11°-13°	11°-13°	11°-13°	11°-13°	11°-13°	11°-13°
Rotation	Anti-clock	Anti-clock	Anti-clock	Anti-clock	Clock	Anti-clock	Anti-clock
Number of teeth	92	17	17	92	19	40	92
Washer, cover clip	498131	498131	498131	498131	498131	498131	498131
Washer, disc cover	498339	498339	498339	498339	498339	498339	498339
§Springs, set	498157/S	416060/S	498157/S	498157/S	498157/S	498157/S	407256/S
Nut, fixing	498303	498303	498303	498303	498303	498303	498303

MOTOR CYCLE APPLICATION

47502
 TRIUMPH 350 c.c. '3T' De Luxe 1946-51.
 500 c.c. '5TAC' Speed Twin 1946-57.
 500 c.c. 'Tiger 100' 1946-50 (Export U.S.A. 1957).
 500 c.c. 'TR5 Trophy' 1949-50.
 650 c.c. 'Tiger 110' (Export U.S.A.) 1957.
 650 c.c. '6TAC' Thunderbird 1950-53 (Export U.S.A. 1956-57).

47503
 ARIEL 650 c.c. 'FH' Huntmaster 1954-57.
 B.S.A. 500 c.c. 'A7' All Models 1947-57.
 650 c.c. 'Golden Flash' and 'A10' 1950-57.
 650 c.c. 'Road Rocket' 1955-57.

47504
 PANTHER (Phelon & Moore) 600 c.c. '100' 1946-49.

47505
 VINCENT H.R.D. 1,000 c.c. 'Rapide' and 'Black Shadow' 1948-54.
 500 c.c. 'Comet' and 'Meteor' 1949-54.

47506
 ARIEL 500 c.c. 'KH' and 'KHA' 'Red Hunter', 'Hunter' Twin and 'Fieldmaster' 1948-57.
 500 c.c. 'KG' De Luxe 1948-51.

47507
 PANTHER (Phelon & Moore) 350 c.c. '75' 1951-54.

47508
 NORTON 500 c.c. 'Dominator Twin 7' 1949-55.
 500 c.c. Twin '77' 1957.
 500 c.c. 'Dominator Twin 88' 1952-57.
 600 c.c. 'Dominator 99' 1956-57.

47541
 A.J.S. 500 c.c. '18' 1954-55.
 500 c.c. '18S' 1954-57.
 MATCHLESS 500 c.c. 'G80' 1954-57.

47544
 A.J.S. 350 c.c. '16M' 1955.
 350 c.c. '16MS' 1954-57.
 MATCHLESS 350 c.c. 'G3' 1955-57.

47545
 VELOCE 350 c.c. 'MAC' 1952-57.
 500 c.c. 'MSS' 1952-57.

47553
 ENFIELD 700 c.c. 'Super Meteor' 1956-57.

47556
 ENFIELD 350 c.c. 'Bullet' 1956-57.
 500 c.c. 'Bullet' 1956-57.

47576
 VELOCE 350 c.c. 'Viper' 1956-57.
 500 c.c. 'Venom' 1956-57.

* See Supersession Chart § Recommended spares for stock



MOTOR CYCLE APPLICATION

- 42018 Model N1, Type ET. Anti-clockwise rotation; right hand spring control.
O.K. SUPREME 250 c.c. 1937-39.
- 42020 Model N1, Type AO. Anti-clockwise rotation; left hand spring control.
A.J.S. 350 c.c. '26' 1937-39.
350 c.c. '16M' and '16MS' 1945-50.
500 c.c. '8', '9' and '18T' 1937-39.
500 c.c. '18' and '18S' 1937-52.
MATCHLESS 250 c.c. 'G2', 'G2M' and 'G2MC' 1937-39.
350 c.c. 'G3' 1936-52.
500 c.c. 'G80' 1937-52.
PANTHER 600 c.c. '100' 1950-51.
- 42040 Model KN1, Type LO. Anti-clockwise rotation; left hand spring control.
A.J.W. 500 c.c. Single cylinder 1937-40.
MAISON SAROLEA 350 c.c. (Racing) 1947.
- 42052 Model KNV, Type LO. Firing angle 50°; anti-clockwise rotation; left hand spring control.
MATCHLESS 1,000 c.c. Twin 1938-39.
- 42123 Model KNRI, Type AC52. Anti-clockwise rotation; right hand spring control.
B.S.A. 350 c.c. 'B32' and 500 c.c. 'B34' Competition Models 1950-56.
Racing Models 1957.
- 42128 Model KNIL, Type AC57. Anti-clockwise rotation; left hand spring control.
B.S.A. 350 c.c. 'B32' Competition 1945-48.
- 42133 Model K1F, Type SM/O. Anti-clockwise rotation; fixed control.
PANTHER 350 c.c. '75' 1949-54.
VELOCE 350 c.c. 'MAC' and 'Viper' 1952-57.
500 c.c. 'MSS' and 'Venom' 1952-57.
- 42134 Model KVF, Type GM/1. Clockwise rotation; fixed control.
VINCENT H.R.D. 1,000 c.c. 'Rapide' and 'Black Shadow' 1948-54.
- 42157 Model KNRI, Type AO. Anti-clockwise rotation; right hand spring control.
ARIEL 500 c.c. 'HS' Mk. I 'Red Hunter' Scrambles 1955-57.
ENFIELD 350 c.c. and 500 c.c. 'Trials Scrambler' 1955-57.
- 42179 Model NRI, Type AO. Anti-clockwise rotation; right hand spring control.
A.J.S. 350 c.c. and 500 c.c. Competition Models 1950-57.
(See also alternative magneto No. 42347).
MATCHLESS 350 c.c. and 500 c.c. Competition Models 1950-57.
(See also alternative magneto No. 42347).
- 42180 Model K2F, Type SM8. Anti-clockwise rotation; right hand spring control.
A.J.S. 500 c.c. '20' 1949-50.
500 c.c. 'Super Clubman' Twin 1949-50.
- 42182 Model K1F, Type GM2. Clockwise rotation; fixed control.
VINCENT H.R.D. 500 c.c. 'Comet' 1949-54 and 'Meteor' 1949-50.
- 42183 Model K1F, Type FE5. Anti-clockwise rotation; right hand spring control.
PANTHER 250 c.c. '65' 1949-57.
250 c.c. 'Stroud' 1950-53.
350 c.c. 'Stroud' 1950-54.
(See also alternative magneto No. 42190).
350 c.c. '75' 1957.
- 42190 Model K1FR, Type L. Anti-clockwise rotation; right hand spring control.
PANTHER 250 c.c. 'Stroud' 1950-53.
350 c.c. 'Stroud' 1950-54.
(Alternative magneto).
- 42206 Model K2FR, Type L. Clockwise rotation; left hand spring control.
DOUGLAS 350 c.c. Twin Competition 1951-52.
- 42230 Model K2F, Type SM. Anti-clockwise rotation; right hand spring control.
A.J.S. 500 c.c. '20' 1951-57.
600 c.c. '30' 1956-57.
MATCHLESS 500 c.c. 'G9' 1951-57.
600 c.c. 'G11' 1956-57.
- 42248 Model K2F, Type AC. Anti-clockwise rotation; fixed control.
ARIEL 500 c.c. 'KG' De Luxe 1948-51.
500 c.c. 'KH' and 'KHA' 'Red Hunter', 'Hunter Twin' and 'Fieldmaster' 1948-57.
650 c.c. 'FH' 'Huntmaster' 1954-57.
B.S.A. 500 c.c. 'A7' Twin 1947-57.
650 c.c. 'A10' 'Golden Flash' 1950-57.
MATCHLESS 500 c.c. 'Super Clubman' 1948.
NORTON 500 c.c. 'Dominator 7' 1949-55.
500 c.c. '77' 1957.
500 c.c. 'Dominator 88' 1952-57.
600 c.c. 'Dominator 99' 1956-57.
TRIUMPH 350 c.c. '3T De Luxe' 1946-51.
500 c.c. 'TR5 Trophy' 1949-50.
500 c.c. 'STAC' 'Speed Twin' 1946-52.
500 c.c. 'Tiger 100' 1946-50.
650 c.c. '6TAC' 'Thunderbird' 1950-53.
- 42263 Model K2F, Type AC53. Anti-clockwise rotation; left hand spring control.
B.S.A. 500 c.c. 'A7' 'Star Twin' 1951-54.
500 c.c. 'Shooting Star' 1954-57.
650 c.c. 'Road Rocket' 1955-57.
TRIUMPH 500 c.c. 'TR5 Trophy' 1951-55.
500 c.c. 'Tiger 100' 1951-54.
650 c.c. 'Tiger 110' 1954.
- 42265 Model K1F, Type SM/O. Clockwise rotation; right hand spring control.
EHRlich 350 c.c. (2-stroke) 1952-55.
- 42272 Model N1, Type AO. Anti-clockwise rotation; right hand spring control.
A.J.S. 350 c.c. '16M' and '16MS' 1951-54.
500 c.c. '18' and '18S' 1953.
MATCHLESS 350 c.c. 'G3' 1953-54.
500 c.c. 'G80' 1953.
- 42281 Model SRI MKIIA. Anti-clockwise rotation; H.T. centre outlet; L.T. left hand outlet.
ENFIELD 350 c.c. and 500 c.c. 'Bullet' 1956-57.
- 42283 Model SRI MKIIA. Anti-clockwise rotation; H.T. centre outlet; L.T. left hand outlet.
PANTHER 600 c.c. '100' 1946-49.
- 42293 Model SRI MKIIA. Anti-clockwise rotation; H.T. centre outlet; L.T. left hand outlet.
A.J.S. 350 c.c. '16M' 1955 and '16MS' 1955-57.
500 c.c. '18' 1954-55 and '18S' 1954-57.
MATCHLESS 350 c.c. 'G3' 1955-57.
500 c.c. 'G80' 1954-57.
- 42298 Model K2F, Type RO. Anti-clockwise rotation; right hand spring control.
TRIUMPH 500 c.c. 'Tiger 100' and 650 c.c. 'Tiger 110' 1955-57.
- 42324 Model K2FR, Type L. Anti-clockwise rotation; right hand spring control.
TRIUMPH 500 c.c. 'Tiger 100' (Racing) 1957.
650 c.c. 'Tiger 110' (Racing) 1957.
- 42344 Model K2F, Type RO. Anti-clockwise rotation; fixed control.
TRIUMPH 500 c.c. 'STAC' 'Speed Twin' and 650 c.c. '6TAC' 'Thunderbird' (Export U.S.A.) 1956-57.
500 c.c. 'Tiger 100' and 650 c.c. 'Tiger 110' (Export U.S.A.) 1957.
- 42346 Model K1FC, Type EP/FE. Anti-clockwise rotation; right hand spring control.
VELOCE 500 c.c. Scrambler 1955-57.
- 42347 Model NCI, Type SM. Anti-clockwise rotation; right hand spring control.
A.J.S. 350 c.c. and 500 c.c. Competition Models 1957.
(See also alternative magneto No. 42179).
MATCHLESS 350 c.c. and 500 c.c. Competition Models 1957.
(See also alternative magneto No. 42179).
- 42348 Model KNCI, Type AC. Anti-clockwise rotation; right hand spring control.
B.S.A. 350 c.c. 'B32' Competition Models 1956-57.
500 c.c. 'B34' 'Gold Star' Competition Models 1956-57.
- 42349 Model KNCI, Type H-AQ. Anti-clockwise rotation; right hand spring control.
ENFIELD Competition Models 1957.
- 42350 Model K2FC, Type RO. Anti-clockwise rotation; right hand spring control.
TRIUMPH 500 c.c. 'TR5 Trophy' 1956-57.
650 c.c. 'TR6 Trophy' 1956-57.
- 42355 Model SRR2F, Racing Type. Anti-clockwise rotation; left hand spring control.
MATCHLESS 500 c.c. 'G45' 1957.
- 42357 Model SRR1, Racing Type. Anti-clockwise rotation; right hand spring control.
A.J.S. 350 c.c. '7R' single cylinder 1957.
- 42364 Model SR2 MKIIA. Clockwise rotation; L.T. left hand outlet.
ENFIELD 700 c.c. 'Super Meteor' 1956-57.
- 42368 Model K2F, Type R. Anti-clockwise rotation; fixed control.
TRIUMPH 500 c.c. 'STAC' 'Speed Twin' and 650 c.c. '6TAC' 'Thunderbird' (Export U.S.A.) later 1957.